


Tri-Fold Fruit Research Brochure



Brochure Facts


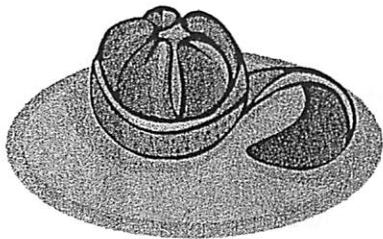
-Information can be written as bulleted facts or in paragraph form.

-Contains at least 3 column of factual information, such as:

- Nutritional data
- Where fruit is grown
- Unusual facts
- How to select and store
- Season of availability
- Graphics (pictures of fruit to add color)

-Fill this whole page up with the above information. Use all three columns on this page.

-Be creative



Presentation to class

-Most important facts and interesting points are shared.

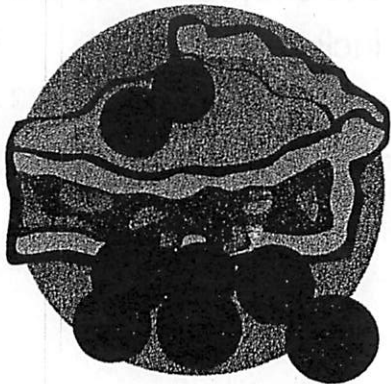
-Opportunity to share information is taken seriously.

-Fruit in whole form is brought to class to show/share **or** the recipe included in this brochure is prepared and brought to class to share during the presentation.

Column 1 - Recipe

-Recipe is a good example of how to use/prepare the fruit

-Source or bibliography is included at bottom of recipe.



Column 2 - Bibliography


-Minimum of 2 sources

-Bibliography is written in correct form, according to example in student planner

Column 2 - Title Page

-Creative Title, including the name of the fruit

-Fruit is illustrated in a creative and colorful manner



-Student Name

-Class Period